



1  
Dark Red




2  
Bright Red



3  
Orange



4  
Light Orange




5  
Yellow




6  
Light Grey



7  
Mid Grey



8  
Black



9  
Paper White

### Paint by numbers - Instructions

1. Use the image above as a guide to colours using the palette on the right.
2. The palette indicates the colour at full strength, vary the strength of the colour within an area to create shading and highlights.
3. Start with the darker colors first, then go lighter. Go from top to bottom.
4. Take a digital photo of your picture and send it to us via facebook or send by email on [Family@britishmotormuseum.co.uk](mailto:Family@britishmotormuseum.co.uk)  
We would love to see your picture